

CASE II
AGRICULTURE

ECOLO-TIL® 2500



SOIL MANAGEMENT FOR HIGHER YIELDS



GREAT SEED AND GREAT CHEMICALS NEED GREAT SOIL.

Every plant starts out with an equal chance of producing record-setting yields. However, the stress the plant is subjected to after planting limits its ability to reach its maximum yield potential. To increase yields, you must manage plant stress.

How? The Case IH eco-til 2500. This system's primary components — Primary Tillage, Root Zone Banding and Seed Bed Preparation — are proven to increase yields. The Case IH eco-til 2500 performs the first component (Primary Tillage) plus a whole lot more...

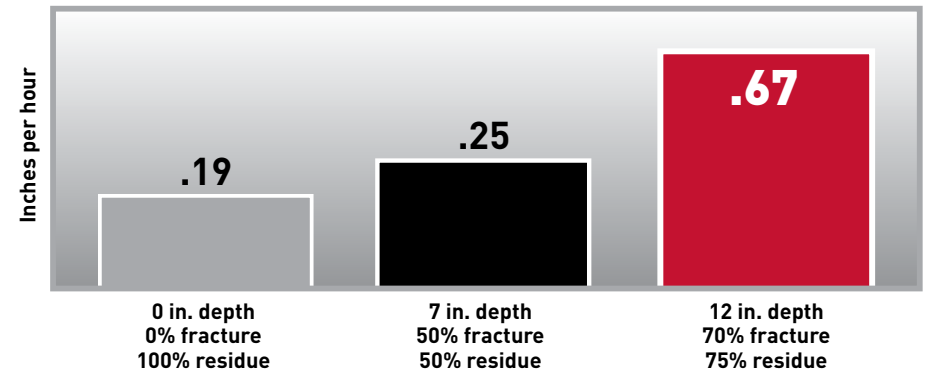


CROP RESIDUE MANAGEMENT — REDUCING EROSION AND INCREASING PRODUCTION CAPACITY



WATER INFILTRATION RATES

Source: (Continuous Corn) USDA-ARS Soil Tilth Lab, Ames, IA



▲ **The eco-til 2500** can be customized to handle residue according to your farming practice, from leaving very little residue to leaving the soil and residue visually undisturbed.

▲ Why manage residue?

- Increase the organic matter content in your soil
- Provide a soil/residue mixture that allows rain to soak down into the subsoil faster, decreasing erosion through improved porosity and drainage


NO-TILL TILLAGE? YOU CAN BOOST YIELDS IN NO-TILL

No-till offers many important soil conservation benefits, but often at the expense of yields. Case IH No-till tillage gives farmers the best of both the primary tillage and No-till worlds. An **ecolo-til 2500** outfitted with Case IH No-till points and No-till shanks shatters compaction while leaving the surface residue virtually disturbance free.

No-till shanks, No-till points, berm tuck'r® row sealers and optional NH₃ or liquid fertilizer placement tubes



PLANT FOOD AVAILABILITY — ROOT ZONE BANDING



The **ecolo-til 2500** can be equipped with optional fertilizer attachments which enable you to perform tillage and to root zone band fertilizer in just one pass.

Why Root Zone Banding?

Root zone banding efficiently places nutrients where they are needed, giving your plants maximum growing power and allowing the crop to take up more food for a longer period of time, even in dry conditions. The result is proven, higher yields than surface broadcasting.

SEED BED CONDITIONS — LEVELING THE FIELD FOR FERTILIZATION, SECONDARY TILLAGE & PLANTING

Why Seed Bed Conditions?

A level seed bed is required for uniform emergence, better growing environment and a higher yield potential. The disc level'r starts the process by evenly distributing soil and residue, allowing the soil surface to settle, prior to secondary tillage and/or planting.



▲ The **ecolo-til 2500** can be equipped with an optional disc level'r which evenly distributes soil and residue across the soil surface.

SOIL TILTH — CONTROLLING COMPACTION

The **ecolo-til 2500** offers patented Case IH tiger® points which have wings that sweep downward, rearward and outward. This revolutionary design creates a “lift, twist and roll” action that shatters compaction and reorients soil particles, creating an open, mellow, healthier soil with excellent pore space and distribution, allowing for maximum “soil tilth.”

The ideal soil composition (“soil tilth”) is 50% soil and 50% pore space (water and air equally distributed). Proper pore space is critical because that is where water is stored in the soil for use by the plant during the growing season. **Fracturing compaction increases “soil tilth,”** providing greater air and water exchange and increasing nutrient absorption by plants at the most critical times of the production cycle. Controlling compaction also provides a warmer soil in the Spring for earlier planting and increases water absorption, thus eliminating ponding.



Soil compaction is a common yield-robbing problem in many fields and has many causes:

- Numerous trips by heavy equipment
- Planting early in wet soil
- The hydraulic effect of heavy rains
- Repetitive tillage at the same depth by the same implement
- Varying soil textures throughout a field
- Lack of crop rotation

Proper primary tillage allows good early root growth (as shown at right) which is critical for good stands and higher yielding plants.

Soil Compaction



Early Root Growth



with compaction

with good soil tilth

COMPACTION AND RESIDUE MANAGEMENT

MULCH-TILL & RIDGE-TILL



◀ **Parabolic shanks** with optional 7-inch tiger points and 6-inch coverboards are the most aggressive tillage option. The parabolic shank is a 1-1/4 x 3-inch edge-bent shank that lifts and fractures compaction and covers more residue than straight shank designs.

The winged tiger points and coverboards work in tandem to provide a high level of residue and soil mixing.



◀ **MRD (Minimum Residue Disturbance)** shanks with optional 7-inch tiger points offer excellent tillage while leaving the surface relatively undisturbed. Shin wedges work in conjunction with the tiger points to help relocate compacted soil layers and minimize surface residue disturbance.



▲ **Parabolic Shanks w/7-inch tiger® points and 6-inch Coverboards – the most aggressive tillage option.**

Fracture: **51%***
Residue Remaining: **24%***

▲ **MRD (Minimum Residue Disturbance) Shanks w/7-inch tiger points – effective tillage, surface relatively undisturbed.**

Fracture: **51%***
Residue Remaining: **55%***

** Crop, machine settings and soil conditions will cause figures to vary.*

FITS EVERY FARMING PRACTICE



▲ No-till Shanks and 8-inch No-till Points – even less soil disturbance than the MRD shank.
Fracture: **38%***
Residue Remaining: **64%***

▲ No-till Shanks and 8-inch No-till Points and berm tuck'r row sealers – virtually disturbance-free tillage. Excellent for Highly Erodible Land (HEL).
Fracture: **38%***
Residue Remaining: **84%***

THE FIRST NO-TILL TILLAGE SYSTEM

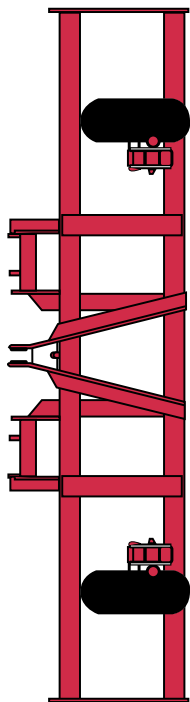
Case IH **No-till shanks** and 8-inch No-till points offer minimum surface and residue disturbance while effectively breaking up compaction layers.



No-till shanks and 8-inch No-till points provide excellent fracture of compaction to increase water absorption and air exchange. When combined with Case IH berm tuck'r row sealers, this tillage system provides disturbance-free tillage – a very effective system for No-till or HEL ground.



FEATURES



◀ Frames – A & B Mainframes

- 3, 4, 5, 6 and 7 rows
- double-bar 4 x 6 in. tubing, 20 in. rank
- bolt-on wings (17 or 27 in.)
- 3-point hitch for Cat. II/III

C & D Mainframes

- 6, 7, 8 and 9 rows
- double-bar 6 x 6 in. tubing, 22 in. rank
- hydraulic fold wings (28, 43 or 61 in.)
- 3-point hitch for Cat. III

Gauge wheels – standard

- 2 per machine, 20.5 x 8 tires, screw-adjustable with depth indicator


Row spacing – 30, 36, 38 and 40 in.

Working widths – 7 ft. 6 in. to 26 ft. 6 in.

Horsepower requirements – 28 to 38 PTO horsepower per shank

Coulters (optional) – 22 in. diameter, mounted on adjustable spring mounts

Warranty – 3 year, limited



Spring reset shank mounting

22 in. Coulters

No-till shank

8 in. No-till point

berm tuck'r row sealer

A SYSTEMS APPROACH TO PRIMARY TILLAGE

SYSTEM COMPONENTS

DISC LEVEL'R



- Uniformly distributes soil and residue
- Builds a berm that settles level prior to secondary tillage and planting
- 3, 5, 7 and 9 shank sizes available on 30 in. (762 mm) centers

PULL HITCH

- Converts 3-point hitch to pull-type hitch
- Single or dual transport wheels available

TIGER POINTS



2 in. (50.8 mm)
straight

5 in. (127 mm)
standard

7 in. (178 mm)
standard

7 in. (178 mm)
replaceable tip

8 in. (203 mm)
No-till point

SHANKS



Parabolic

MRD

No-till

(Minimum Residue Disturbance)

SHANK MOUNTINGS



COVERBOARDS – 4 or 6 in. (102 or 152 mm), fit parabolic shanks and increase the amount of soil and residue mixing

REAR HITCHES AND ROW MARKERS – optional

ROW SEALERS



Double disc
berm build'r

Wheel type
berm tuck'r

ROOT ZONE BANDING



Dry and NH₃/liquid
tubes for No-till
shank and
MRD shank

NH₃ or liquid
tube for No-till
shank and
MRD shank



WWW.CASEIH.COM/NA

SAFETY NEVER HURTS!™ Always read the Operator's Manual before operating any equipment. Inspect equipment before using it, and be sure it is operating properly. Follow the product safety signs, and use any safety features provided.

Case IH is a registered trademark of CNH America LLC. Any trademarks referred to herein, in association with goods and/or services of companies other than CNH America LLC, are the property of those respective companies.

CNH America LLC reserves the right to make improvements in design and changes in specifications at any time without notice and without incurring any obligation to install them on units previously sold. Specifications, descriptions and illustrative material herein are as accurate as known at time of publication, but are subject to change without notice. Availability of some models and equipment builds varies according to the country in which the equipment is used.

